

ISM[®]
www.yhhism.com

高品質製品 High Quality

(直驅&下掛)

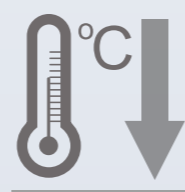

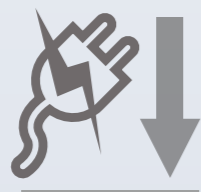
工業用縫紉機 伺服馬達

Energy Saving Servo Motor & Positioning Motor
Compatible for Direct Drive and Belt Type for Industrial Sewing Machine

SV-71S & SV-72



ISM[®]
www.yhhism.com



ISM[®] 永輝興電機工業股份有限公司
YONG HUEI HSING ELECTRIC INDUSTRIES CORP.
台中市407西屯區大河里永輝路55號
NO.55 YONG HUEI ROAD, TA HO LI., SHI TUN D., TAICHUNG 407, TAIWAN
TEL:+886-4-23111551 FAX:+886-4-23119383 +886-4-23110006

ISO 9001
BSMI
RoHS

■ EASY INSTALLATION FOR ALL BRANDS OF SEWING MACHINES

Direct drive motor & belt type motor

SV-71S



採用直驅伺服馬達，起縫快速，定位精準，低噪音，無皮帶屑污染

Use direct drive servo motor system provides quick start sewing, precise positioning, low noise, and no belt dust.

快速安裝
Quick Connection



Feature 產品特色

1.Simple upgrade from clutch motor	1.輕鬆取代傳統離合器馬達
2.High efficiency	2.高效率，低耗電
3.Easy operation	3.簡易操作
4.Smaller size, and lighter weight.	4.體積小，輕重量
5.High/Low voltage isolation for safer operation.	5.馬達過電流保護機能及電源高低壓隔離，操作上更安全
6.2 Digital display provides flexible function control.	6.二位元數位面板，提供多項參數設定功能
7.Synchronizer can be used for needle positioning.	7.可選配同步器進行定針模式操作

Specification 規格表

規格	SPECIFICATION	SV-71S	SV-71S D.D
輸入電壓	Input Power Voltage	1φ, AC 200~240V 1φ, AC 100~120V	1φ, A C 200~240V 1φ, A C 100~120V
LED電源輸出(DC12V)	External LED Output(DC12V)	√	√
馬達選項	Motor Type	Belt type motor	Direct drive motor
皮帶輪尺寸	Pulley Size	75 & 90 & 100 mm	x
上/下停針控制 (*1)	Needle Up/Down (*1)	√	√
最高速設定	Max. Speed Setting	√	√
正反轉控制	Motor Rotating Direction Control	√	√
慢速啟動	Soft Start	√	√
加速曲線	Acclerating Slope	√	√
減速曲線	Decelerating Slope	√	√
連結立式踏板(PK-81)	Connect Standing Operation Pedals (PK-81)	√	√
連結速度旋鈕開關	Connect Speed Control Switch	√	√
淨重	Net Weight	4.5Kg	4.0Kg
尺寸	Dimension	26X40X30CM	26X 40X30CM

*1 此功能需要同步器 *1 Synchronizer Required


SV-72

Specification 規格表

規格	SPECIFICATION	SV-72	SV-72DD
輸入電壓	Input Power Voltage	1φ, AC 200~240V	1φ, AC 200~240V
馬達選項	Motor Type	Belt type motor	Direct drive motor
吸風功能	Air Suction	√	√
抬壓腳功能	Presser Foot Lifter	√	√
皮帶輪尺寸	Pulley size	75 & 90 & 100 mm	x
上/下停針控制	Needle Up/Down	√	√
最高速設定	Max. Speed Setting	√	√
正反轉控制	Motor Rotating Direction Control	√	√
慢速啟動	Soft Start	√	√
加速曲線	Acclerating Slope	√	√
減速曲線	Decelerating Slope	√	√
連結立式踏板(PK-81)	Connect Standing Operation Pedals (PK-81)	√	√
連結速度旋鈕開關	Connect Speed control switch	√	√
淨重	Net Weight	4.5Kg	4.0Kg
尺寸	Dimension	26X40X30CM	26X40X30CM

*1 此功能需要同步器 *1 Synchronizer Required

Optional 選購配件



立式踏板PK-81
Standing Operating Pedal PK-81



速度旋鈕
Speed control switch

馬達規格 Motor specification

直驅馬達 Direct Drive Motor

7 > 拷克車 / 三本車	Over lock / Inter lock
6 > 四針六線 / 羅拉車	Four needle six thread / Post bed

直驅馬達規格 Type of Direct Drive Motor

SM 7 3 5 7 0 J K 3

馬達額定出力 Motor Rated Output Power	馬達轉速 Motor Speed	針車品牌 Sewing Machine brand
35 > 350W	42 > 4200 Rpm	JK JUKI
50 > 500W	60 > 6000 Rpm	PG PEGASUS
55 > 550W	70 > 7000 Rpm	YM YAMATO
65 > 650W		

下掛馬達 Belt type Motor

SM 7 1 4 5 5 0

馬達額定出力 Motor Rated Output Power	馬達轉速 Motor Speed
45 > 450W	50 > 5000 Rpm
55 > 550W	35 > 3500 Rpm
65 > 650W	

針車型號 Sewing Machine Model		
SM7-3570-JK3	MO6700 / MO6900	SM7-6560-YM3 > VG / VC / CC
SM7-3570-JK4	MO6500 / MO6800	SM7-6560-YM4 > VT
SM7-6560-JK1	MF7500 / MF7900	SM7-6560-YM5 > VF / CF
SM7-3570-PG1	M800 / M900 / EX / MX	SM7-6560-YM6 > VE
SM7-6560-PG6	W series / Inter lock	SM6-5542-YM4 > FD-62DRY
SM7-3570-YM3	Az / CZ Series	