

Specifications/

Z-8550B-31

Thread trimmer	Backtack / Condensed stitch device	Upper thread feeding device
—	—	—
—	○	—

Z-8560B-31

Thread trimmer	Backtack / Condensed stitch device	Upper thread feeding device
○	○	○

	Z-8550B	Z-8560B
Stitch form	Zigzag stitch	
Max. sewing speed	5,000sti / min*1	
Max. zigzag width	10mm*2	
Lubrication type	Semi-dry	
Application	Light materials / Medium materials	
Presser foot height	Manual: 6mm / Knee: 10mm	
Presser foot pressure	10-35N	
Needle bar stroke	33mm	
Needle	Schmetz 134SUK Nm70/10	
Max. feed amount	4mm	
Height of feed dog	1mm	
Arm pocket width	300mm	
Arm pocket height	121.5mm	
Arm bed size	517.5 × 178.0mm	
Sewing pattern	8 types, 14 patterns built-in *3	
LED	Standard equipment	
Motor	AC servo motor (450W)	
Weight	Machine head: about 44kg	Machine head: about 49kg
	Control box: 8kg	
Power	Single phase, 3-phase 200V-230V / Max. electric power consumption 400VA	

\*1 The factory setting is 4,000sti/min. The speed may be limited by some sewing patterns or settings of zigzag width.

\*2 The factory setting is 8mm. To make it 10mm, gauge parts and a stopper for the size are necessary (Optional).


\*3 Custom patterns can be added up to 99 patterns with a total of 49,500 stitches, 500 stitches or less per pattern.

Sewing pattern

	Straight stitch	Plain zigzag	2-step zigzag	3-step zigzag	Scallop (left)				Scallop (right)				Blind stitch (left)	Blind stitch (right)	T-stitch
					Crescent	Even	Standard	Even	Crescent	Even	Standard	Even			
Basic sewing pattern															
No. of stitches	—	—	—	—	24	12	24	24	24	12	24	24	Up to 99 stitches can be set for straight-line sections.		



Facebook



RoHS Compliant

Z-8550B, Z-8560B is compliant with the RoHS Directive (the restriction of the use of certain hazardous substances in electrical and electronic equipment) which came into effect in the EU in July 2006.



Brother has established voluntary environmental standards for products and created the "Brother Green Label". Z-8550B, Z-8560B is certified as an environment-conscious sewing machine according to the "Brother Green Label" standard.



Working with you for a better environment  
www.brotherearth.com

Please read instruction manual before using the machine for safety operation.  
-Product specifications are subject to change for improvement without notice.  
-Photographs are for illustration purpose. They may not represent actual operating conditions and may display optional parts.

CHINA	BROTHER MACHINERY SHANGHAI LTD.	http://www.brother.cn/	+86-21-3135-3355
ASIA	BROTHER MACHINERY (ASIA) LTD.	http://www.brother.com.hk/	+852-2777-0010
EUROPE AFRICA, MIDDLE EAST	BROTHER INTERNATIONALE INDUSTRIEMASCHINEN GmbH	http://www.brother-ism.com/	+49-2822-6090
AMERICAS	BROTHER INTERNATIONAL CORPORATION	http://www.brother-usa.com/	+1-908-704-1700



BROTHER INDUSTRIES, LTD.

1-5, Kitajizoyama, Noda-cho, Kariya-shi, Aichi 448-0803, Japan.  
Phone: 81-566-95-0088 Fax: 81-566-25-3721 https://industrialsewingmachine.global.brother/

2019.03 19011287Z Vol.1

# Z-8550B

Electronic Direct Drive Zigzag Lock Stitcher

# Z-8560B

Electronic Direct Drive Zigzag Lock Stitcher with Thread Trimmer

Equipped with the Color LCD touch panel, it becomes easy to set various sewing patterns with intuitive operation of the display. The servo motor control greatly improves the stitch pattern accuracy contributing to the improvement of sewing quality.

- User- intuitive Color LCD Display Touch Panel
- Productivity improvement with IoT capabilities
- High sewing quality achieved by electronic control



# NEXIO

# Combine High-Speed and Stitch Point Stability

Equipped with the Color LCD touch panel, it becomes easy to set various sewing patterns with intuitive operation of the display. The servo motor control greatly improves the stitch pattern accuracy contributing to the improvement of sewing quality.



## 1 User-intuitive Color LCD display Touch Panel

The Color LCD display touch panel display items with illustration icons, offering easy user-intuitive operation.

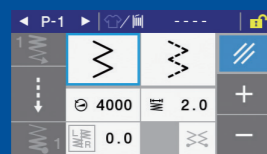


There are two types of operator panel display. Both the detailed home screen and quick home screen are easy to use without concern for panel operation.

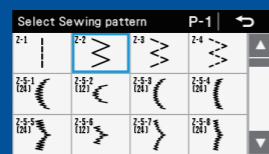
Displays the pattern list on the panel screen so you can select more easily.



Detailed home screen



Quick home screen



## 2 Productivity improvement with IoT capabilities

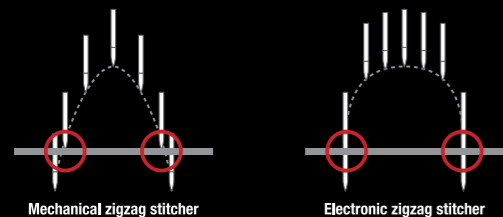
This model is IoT applicable. The visualization by connecting sewing machine and computer technology enables the customer to analyze, manage processes and speed up productivity improvement and maintenance work.

\*It is applicable for Brother's IoT system. For more information, please refer to the catalog of "Brother Industrial Sewing Machine Network System".

## 3 High sewing quality achieved by electronic control

The pulse motor control with servo control is adopted for the zigzag mechanism. The needle moves perpendicular to the material so that needle deflection or position slippage does not occur even at high speed sewing.

Needle path




Mechanical zigzag stitcher

Electronic zigzag stitcher

No needle deflection because the needle moves perpendicular to the material.

## 4 Clean sewing with no concern of oil staining

Equipped the sealed oil tank, supplying oil only to the rotary hook. Having no oil around the needle bar and thread take-up mechanism reduces concern for oil staining.



## 5 USB port on operation panel


The Display panel is equipped with a USB port so sewing patterns and various environmental settings can be copied and shared easily with other sewing machines of the same. This also permits software upgrades to be performed using the USB media.



## 6 Custom sewing patterns adding value to the product

You can add and save your own unique stitch pattern using the operation panel or PS-300B \*1. You can easily copy data and upload to other sewing machines using the USB media. You can also save patterns edited on the control panel so it is easy to manage data.

Custom sewing pattern examples



\*Sewing data programming software (Option)